
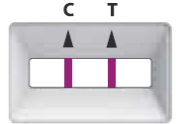

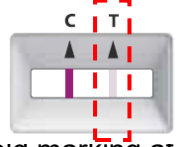



**FET Test Results and the Management of Workers after ESSS**

1. Workers will be required to undergo ART to satisfy the FET Requirement. ART test kits will return one of three possible test results:
  - (1) negative or “**AG-**”;
  - (2) positive or “**AG+**”; or
  - (3) invalid or “**AG Invalid**”.
2. Workers that obtain an “**AG Invalid**” test result are required to immediately undergo a follow-up ART until they obtain an “**AG+**” or “**AG-**” test result.
3. If a Worker undergoes ART at a QTC, they will receive an SMS stating the test result that they have obtained. Alternatively, the test results of these Workers can also be found on their TraceTogether or HealthHub phone applications.
4. If a Worker undergoes ART as part of ESSS, Image 1 below illustrates how the different test results will be shown on the SD Bio Sensor ART test kit (which will be the ART test kit distributed to Enterprises). Please note that the lines on the test kit cassette will appear in 15 – 30 minutes (“**Checking Window**”) after the specimen buffer has been added to the test well. Enterprises shall only upload the test results that are shown on the test kit cassette **during** the Checking Window onto SRS.

*Image 1: Test results on SD Bio Sensor*

Negative Test Result (‘AG-’)	Positive Test Result (‘AG+’)	Invalid Test Result (‘AG Invalid’)
 <p><u>Bold</u> marking at ‘C’ and <u>No</u> marking at ‘T’</p>	 <p><u>Bold</u> marking at ‘C’ and <u>Bold</u> marking at ‘T’</p>	 <p><u>No</u> marking at ‘C’ and <u>Bold</u> marking at ‘T’</p>
	 <p><u>Bold</u> marking at ‘C’ and <u>Faint</u> marking at ‘T’</p>	 <p><u>No</u> marking at ‘C’ and <u>No</u> marking at ‘T’</p>

5. If a Worker undergoes ART as part of ESSS and uses an ART kit other than the SD Bio Sensor ART test kit, ROs are to refer to the manufacturer’s instructions on how to interpret the test results obtained by their Workers and only upload the test results that are obtained pursuant to these instructions onto SRS.

6. If the RO had wrongly submitted a “AG+” result for a Worker on SRS, ROs must use this form to submit the details and updated result of the Worker - <https://go.gov.sg/artpositivenoncompliance>
7. ROs are strongly recommended to guide Workers that obtain “AG+” test results from ESSS to abide by the prevailing management postures for such cases that are set out on MOH’s website at <https://www.moh.gov.sg/>