



MOVING INTO PHASE THREE OF RE-OPENING FOR RELIGIOUS ACTIVITIES

Increased limit for congregational and other worship services to 250


Demarcating of Zones

Churches, Mosques, Gurdwaras

ROs must establish different zones, each accommodating up to 50 worshippers.

Each zone can be created through:

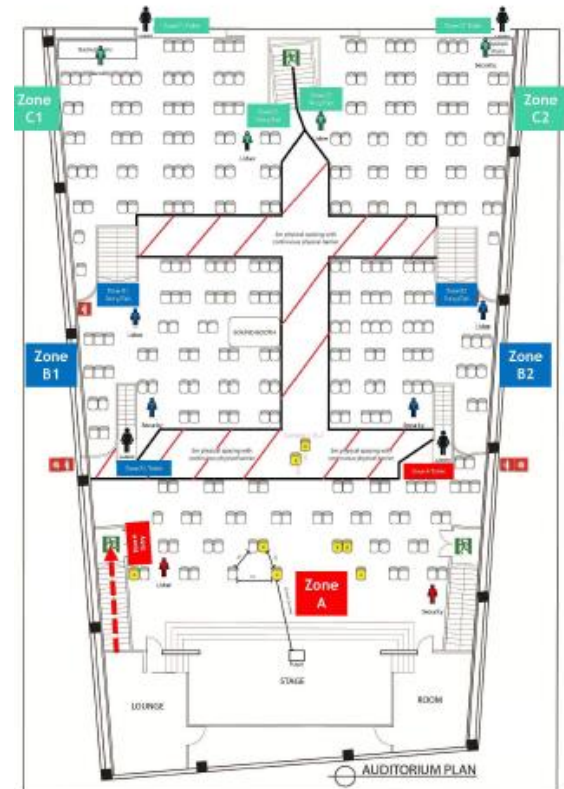
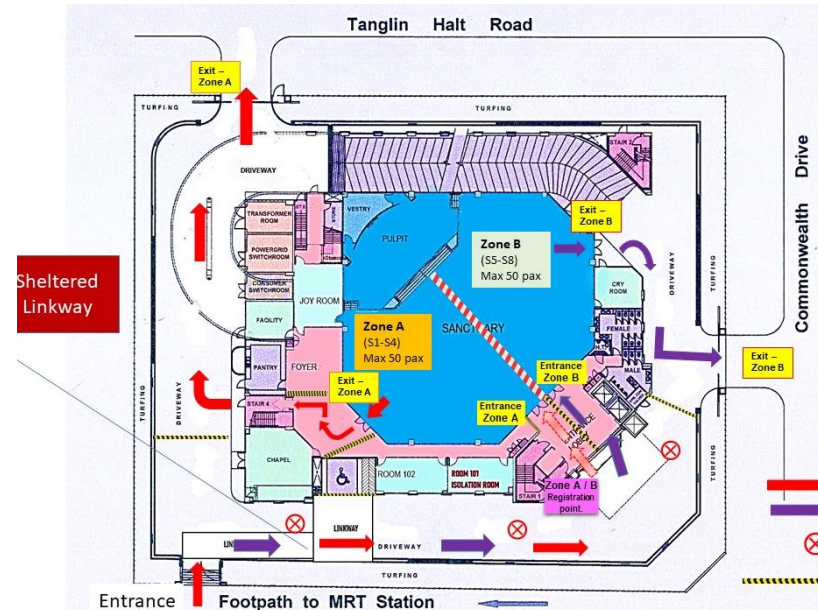
1. A physical solid partition (at least 1.8m high if not floor to ceiling, from wall to wall, different levels), or
2. Have at least 3m physical spacing and a physical barrier completely separating one zone from another.
3. There needs to be a physical barrier such as tapes to clearly demarcate the 2 zones and prevent people from mingling / mixing



ROs need to provide an image of the 3m separation as well as physical barrier completely separating one zone from the other in their SMP


Zone Layout – Ingress & Egress

- 1) ROs must either have separate ingress / egress for each zone / prayer hall or have staggered entrance / exit timings so that cohorts do not meet each other.
- 2) *As a best practice*, ROs should designate specific restrooms to specific zones. If not practicable, ROs may introduce staggered restroom visits for different zones during planned intermissions or limit restroom occupancy and deploy staff to ensure no talking/ mixing during restroom visits, and persons are to return to original zones thereafter.



Buddhist, Taoist and Hindu Temples

- 1) No crowding or bunching of devotees, no mingling between groups
- 2) Worshippers have to observe 1 metre safe distance between others if they are worshipping individually.
- 3) Worshippers may also worship in groups of no more than 5 persons, with 1 metre safe distancing between groups.



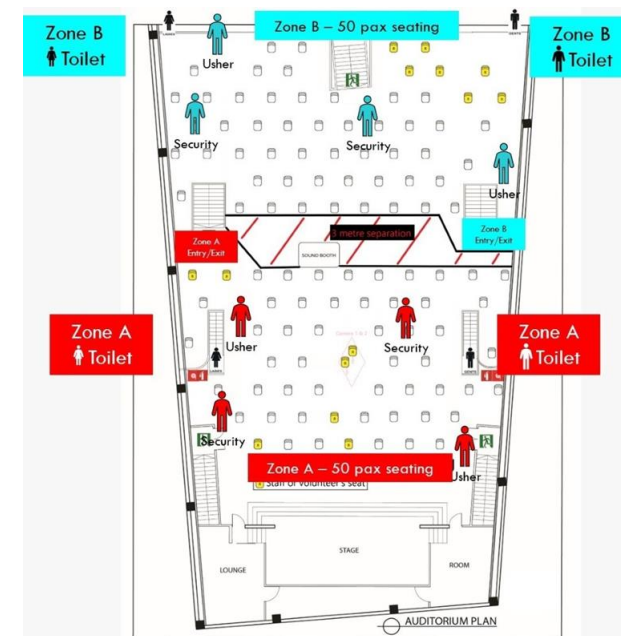
ROs must ensure:

Worshippers observe 1 metre safe distance between others if they are worshipping individually.

Worshippers may also worship in groups of no more than 8 persons, with 1 metre safe distancing between groups.

Enforcement to Prevent Mixing

1. All ROs may deploy ushers or security personnel at the entrances and exits of each zone or hall to prevent persons from crossing zones or mingling.
2. Staff, ushers or security personnel on the same shift should maintain 1m distance from one another, wear masks at all times and should not mix across zones or shifts.
3. Worshippers will need to be assigned to fixed zones e.g. on a first come first serve basis, or upon registration



SAFE MANAGEMENT MEASURES FOR RELIGIOUS ACTIVITIES WITH LIVE PERFORMANCE ELEMENTS

No.	Measures
1	<ul style="list-style-type: none">• Not more than 30 persons (whether on-stage, backstage or off-stage), with maximum of 10 persons unmasked at any given time, Of which, only 5 persons can be unmasked for singing (subject to safe capacity of venue)• As a best practice, singers should try not to position themselves directly opposite each other and are encouraged to sing away from each other.• From 5 Apr 2021, persons involved in/supporting the conduct of the worship service will be allowed to sing while masked, within the prevailing cap of 30 persons. As a best practice, masked singers are to keep a 2-metre safe distance from other individuals.
2	<ul style="list-style-type: none">• Religious workers / personnel can be unmasked (and not require face shields) for speaking only for the duration of the congregational and other worship services, and religious rites / prayers as part of the permissible number of unmasked persons
3	<ul style="list-style-type: none">• Default 1m safe distance; all unmasked persons to maintain > 2m from any other individual
4	<ul style="list-style-type: none">• There should be > 3m between musicians / singers and the congregation.• If the stage height places the musicians / worship team at a higher vantage point, a safe distance of >3m is encouraged.

SAFE MANAGEMENT MEASURES FOR RELIGIOUS ACTIVITIES WITH LIVE PERFORMANCE ELEMENTS



No.	Measures
5	<ul style="list-style-type: none">• No sharing of equipment (e.g. music instruments, microphones, props)<ul style="list-style-type: none">- If unavoidable, equipment should be cleaned/ disinfected before handled or used by others• Individuals playing wind or brass instruments should ensure that these instruments are fully intact, and refrain from engaging in practice sessions involving only parts of the instrument (e.g. mouthpiece buzzing, playing with just the lead pipe) to prevent droplet transmission• Liquids from instruments (i.e. condensation and saliva) should be collected and disposed of hygienically after the practice session or worship service• All technical equipment (e.g. camera, lights) should be cleaned at the beginning and end of each session, and between each use
6	<ul style="list-style-type: none">• Premises without a clearly defined stage area should have floor markings to mark out the 3m boundary.
7	<ul style="list-style-type: none">• Unmasking is allowed only when necessary (e.g. singing, playing wind/brass instruments) and for the duration of the permissible activity

SAFE MANAGEMENT MEASURES FOR RELIGIOUS ACTIVITIES WITH LIVE PERFORMANCE ELEMENTS



No.	Measures
8	<ul style="list-style-type: none">• From 5 Apr 2021, singing by worshippers (i.e. congregation) will be permitted to resume. ROs must implement the following safe management measures for masked congregational singing:<ul style="list-style-type: none">i. Masks must be worn at all times including when singing;ii. Keep duration of masked singing to no more than a total of 30 minutes in a single worship service;iii. Good ventilation must be maintained (e.g. open doors/windows, use existing air-conditioning and mechanical ventilation systems to remove accumulated lingering droplets);iv. Wipe-down must be conducted between worship services; andv. As a best practice, ROs are encouraged to implement a greater safe distance of 2 metres between the groups of up to 8 worshippers, if they are singing.

Implement TraceTogether-only SafeEntry (TTSE)

- ROs need to:
 - Make necessary logistical preparations to accept check ins by the TraceTogether app or token
 - Encourage worshippers and visitors to install and use the TraceTogether app or token to check into the premise.
- Checking in through TTSE will be mandated at public places, including religious organisations (ROs)
- Guide to setup TTSE and publicity materials can be found at www.safeentry.gov.sg

**During this transition period where ROs must already implement TT-only SE, they can continue to admit worshippers who have yet to download the app or collect the token via their NRICs (scan / manual entry). This will allow worshippers enough time and opportunity to collect a Token, and to get used to the new way of performing the SafeEntry check-in.*

SafeEntry Gateway

- From 19 Apr 2021, ROs conducting congregational and other worship services for more than 100 persons will be required to deploy the SafeEntry Gateway at their main entrances as an additional check-in mode.
- ROs may deploy either the SafeEntry Gateway device or the SafeEntry (Business) App based on their needs. [Refer to <https://go.gov.sg/gateway-overview> for more information.]
- Existing modes of SafeEntry check-in will remain in place.
- Where this is not in place, congregational and other worship services must not exceed 100 persons.

Compliance to Prevailing SMMs for Worship Services

1. Keep worship services to as short a duration as possible. Worshippers should leave immediately after performing their worship.
2. Ensure no reception or mingling between worshippers, before, during or after each worship service.
3. All persons present must wear a face mask at all times
4. No sharing of prayer and other common items (e.g. holy books, passing of offertory baskets, prayer mats). Worshippers are to bring along their personal prayer items instead, where required.
5. Where possible, open doors and windows to naturally ventilate the space after use.
6. Wipe down common surfaces after each use whenever possible.

Mandatory Submission of Safe Management Plans (SMPs)



Submit SMPs, at least 3 days before commencing with the increased number for worship services at www.cpro.gov.sg



ROs may proceed 3 working days after the SMP is submitted



MCCY will contact the RO if additional clarifications on the plans are required

Please email CPRO@mccy.gov.sg if there are any queries